

Matsura Appreciation Tour 2023

Guidebook

Welcome to Matsuura!

Thank you for joining the Matsuura Appreciation Tour 2023.
Taking this opportunity, we would like to introduce how Matsuura products are made with our ingenuity and craftsmanship.

After the Matsuura factory tour, please enjoy Japanese culture, food, and scenery through visits to Takefu Knife Village and tour in Kyoto.

We hope you are having great experiences.

Overall Itinerary

Date	Time	Event	Hotel
June 12 (Mon)	Arrival	To the hotel, Matsuura (MMC) arranges the following transportations: 1. MMU: Pick up at Komatsu airport by car. 2. EMCI: Pick up at Kanazawa by bus. 3. MML: Travel to Fukui by train. No pick-up required. 4. MEG: Pick up at Komatsu airport by car.	Hotel Fujita Fukui http://fukui.hotel-fujita.jp/ Tel: +81(0)776 27 8811
June 13 (Tue)	9:00am	Check out and leave the hotel by bus	Tsuruya http://www.awara-turuya.jp/ Tel: +81(0)776 77 2001
	9:30am-10:00am	Arrive at MMC. Greetings in the lobby. Welcome speech by Mr. Katsu Matsuura. Introduction of MMC members and schedule.	
	10:00am-1:00pm	Company presentation and factory tour	
	1:00pm-2:00pm	Lunch	
	2:00pm-2:30pm	Taking group photos	
	2:30pm-4:00pm	Continue the factory tour *Only the attendees who would like to *Others will go to the hot spring inn after lunch.	
	3:00pm-4:30pm	Check-in the hot spring inn	
	Until 7:00pm	Free time	
	7:00pm	Dinner	
June 14 (Wed)	9:00am	Leave the hotel by bus	Kyoto Tokyu Hotel www.tokyuhotelsjapan.com/global/ Tel: +81(0)75 341 2411
	10:00am-11:30am	Factory Tour @ Takefu Factory	
	12:00pm-1:30pm	Lunch	
	2:00pm-2:50pm	Visit Takefu Knife Village	
	2:50pm-5:40pm	Move to Kyoto and check-in the hotel	
	7:00pm	Dinner	
June 15 (Thu)	9:00am	Leave the hotel by bus	Hotel Nikko Osaka www.hno.co.jp/english/ Tel: +81(0)6 6244 1111
	9:15am-11:15am	Sightseeing in Kyoto	
	11:35am-1:30pm	Lunch	
	1:40pm-2:50pm	Sightseeing in Kyoto	
	2:50pm-4:00pm	Move to Osaka and check in the hotel	
	7:00pm	Dinner	
June 16 (Fri)	Departure	Check out and leave the hotel individually. Please feel free to ask us about transportation arrangements to the airport on your way back.	

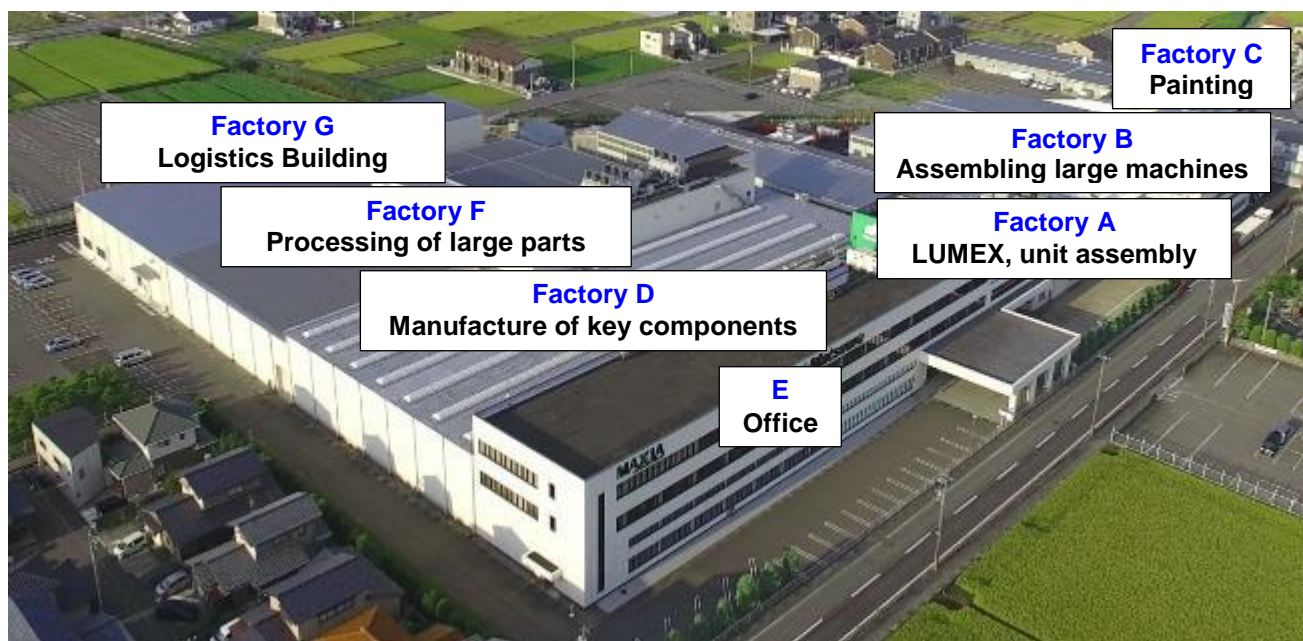
June 13 (Tue)			
Time	Event	Place	Attendant
6:30am-	Breakfast @5F 'Camellia'	Hotel Fujita Fukui	T. Yamagishi
8:50am	Gather at the hotel lobby	Hotel Fujita Fukui	
9:00am	Leave the hotel and head to MMC	Hotel Fujita Fukui	
9:30am	Arrive at MMC. Greetings in the lobby.	MMC	K. Matsuura Y. Matsuura T. Yamagishi K. Kurokawa M. Nishiura F. Kono Y. Watanabe
9:45am-10:00am	Welcome speech by Mr. Katsu Matsuura. Introduction of MMC members and schedule.	MMC	
10:00am-10:30am	MMC Company Presentation	MMC	
10:30am-1:00pm	Factory Tour	MMC	

Matsuura Factory

It consists of two assembly factories, two machining factories, a painting factory, and a logistic building, and an office.

The factories and buildings are assigned alphabets A to G and assigned in order they were built, which means factory A is the oldest building and factory G is the newest building.

In this site, we mainly assemble large-size machines and hybrid metal 3D printing machines called LUMEX and prototype.




MX-850



MAM72-70V



CUBLEX-63



H.Plus-630

For the attendees who would like to continue the factory tour after lunch

June 13 (Tue)			
Time	Event	Place	Attendant
1:00pm-2:00pm	Lunch *Catered lunch @MMC	MMC	K. Matsuura Y. Matsuura T. Yamagishi K. Kurokawa M. Nishiura F. Kono S. Miyagawa
2:00pm-2:30pm	Taking group photos @1F lobby	MMC	
2:30pm-4:00pm	Continue the factory tour	MMC	
4:00pm	Leave MMC and go to the hot spring inn	Tsuruya	
4:30pm	Arrive at the hot spring inn 'Tsuruya' Check in the room.	Tsuruya	
4:30pm-7:00pm	Free time	Tsuruya	
7:00pm	Dinner @2F banquet room	Tsuruya	

For the attendees who would like to go to the hot spring inn after lunch

June 13 (Tue)			
Time	Event	Place	Attendant
1:00pm-2:00pm	Lunch *Catered lunch @ MMC	MMC	K. Matsuura Y. Matsuura T. Yamagishi K. Kurokawa M. Nishiura F. Kono S. Miyagawa
2:00pm-2:30pm	Taking group photos @1F lobby	MMC	
2:30pm	Leave MMC and go to the hot spring inn	Tsuruya	
3:00pm	Arrive at the hot spring inn 'Tsuruya' Check in the room	Tsuruya	
3:00pm-7:00pm	Free time	Tsuruya	
7:00pm	Dinner @2F banquet room	Tsuruya	

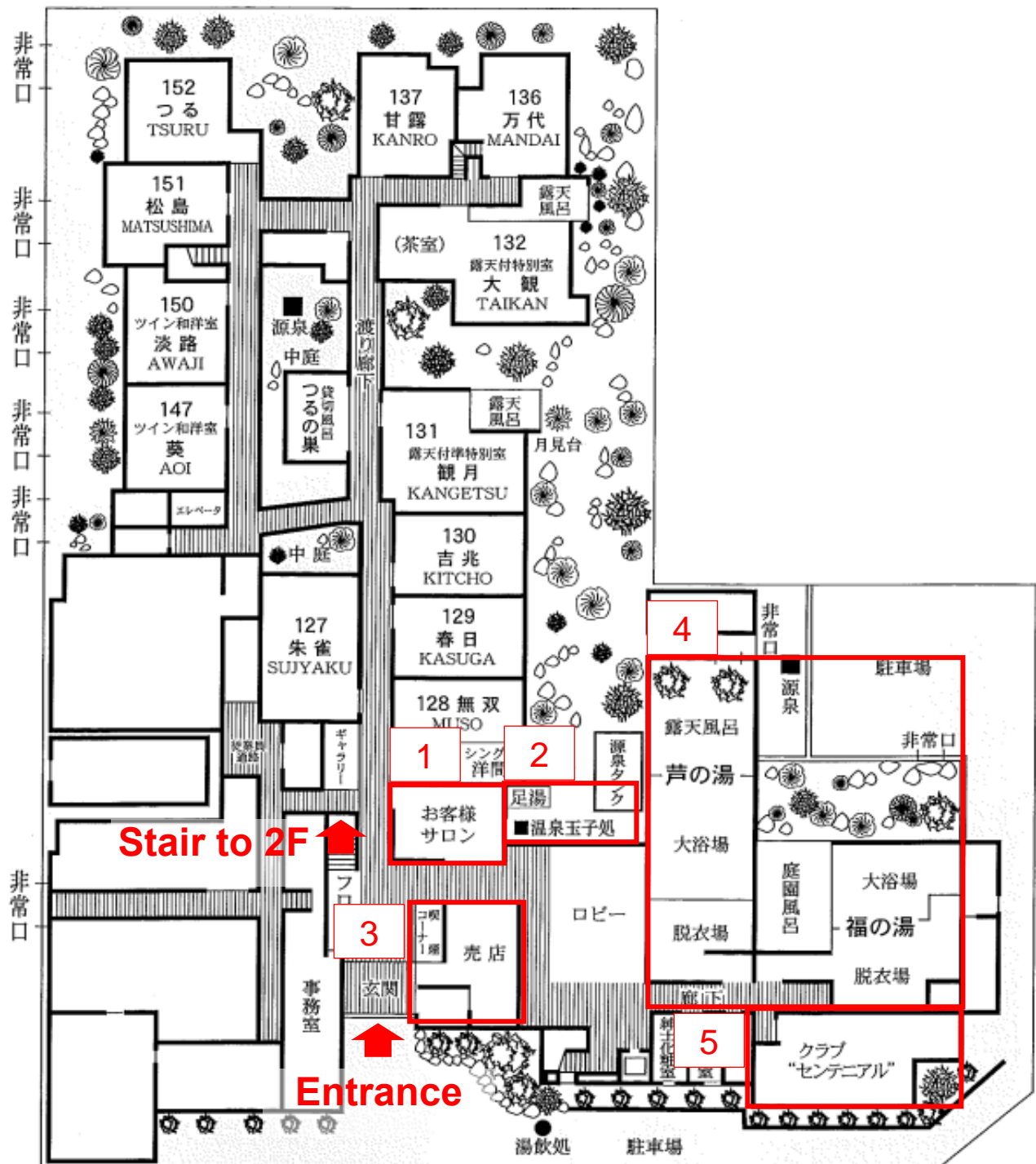
Hotel: Tsuruya

A ryokan (Japanese-style hotel) located in Awara Onsen hot spring resort, which gives you the opportunity to experience the traditional Japanese lifestyle and hospitality, incorporating elements such as tatami rooms, futon beds, Japanese-style baths and local cuisine.

NOTE: Hotel staff will enter your room to help you wearing Yukata or Samue!



* What you can do in Tsuruya (1st Floor) *



1. Guest Saloon
2. Foot bath, Onsen egg (soft boiled egg) making space
3. Gift shop
4. Hot spring area
5. Nigh club 'Centennial'

1. Guest Saloon
Relax on the sofas and benches by the hearth.



2. Foot bath, Onsen egg (soft boiled egg) making space
Enjoy foot bath and Onsen egg (soft boiled egg) by using hot spring water.



3. Gift Shop
Enjoy shopping of local specialties and hotel original goods.



4. Hot spring area
Enjoy various types of Onsen (hot springs).



5. Night Club 'Centennial'
Enjoy drinking and Karaoke after dinner.



* How to dress in Yukata *

Yukata are a traditional garment, similar in style to Kimono, but lighter, much more casual, and made of cotton. Yukata function both as a bathrobe and loungewear, which can be worn at all times during your stay, including to the bath, to both dinner and breakfast, and to bed as sleepwear.

To wear Yukata, here are the six steps:

1. Put on your yukata over your underwear. Slip your arms into the sleeves of the Yukata and grasp it along its front hem, one side in each hand, at about your waist level. Fold the right hand side underneath the left hand side, and hold it in place with your hand.
2. Now fold the left hand over the right hand side and hold it in place with your hand while you get your obi (belt).



Step 1



Step 2

3. Secure everything in place with the obi (belt) by wrapping it around your waist. Begin in the front and wrap it around your back.
4. Cross the belt around your back and tie it in the front. For men, the belt should rest fairly low on the hips. For women, the belt is tied at the waist.



Step 3



Step 4

5. Adjust the length of the belt ends so that they hang evenly from your right hip. Then adjust the knot so that it lies on your right hip.



Step 5 (men's belt)



Step 5 (women's belt)

6. In cooler weather, the outer jacket can be worn over the yukata like a coat. Yukata coats have ties at chest level with which they can be secured, and may have a pocket for carrying small items such as your room key. Alternatively, yukata coat sleeves are designed so that items can be carried inside.



Step 6 (men)



Step 6 (women)

NOTE: Hotel staff will enter your room to help you wearing Yukata!

How to wear Samue

Originally 'Samue' is a garment that a zen (Buddhist) monk wears when he performs samu, or duties such as daily sutra chanting, and the cleaning of the precincts of the temple.

Nowadays it is used as a male informal wear and worn at home as loungewear and pajamas.



To wear Samue, here are the three steps:

1. Put on the pants and tie as you prefer it at the waist.
2. Put on the jacket by wrapping the left over the right side of your waist.
3. Take the two ropes from the left and right side and tie them up to close your garment.

The only thing to remember when tying the jacket, as with all traditional Japanese clothing, is to bring the left side over the right side, so that the jacket is tied on the right side. The sleeves and legs of the pants are sometimes equipped with a drawstring to adjust the tightness.

NOTE: Hotel staff will enter your room to help you wearing Samue!

How to take Japanese hot spring (Onsen)

1. In the dressing room

When getting into an onsen in Japan, you must be fully naked.

Take off all of your clothes in the dressing room.

If you are uncomfortable being naked, you can use your small hand towel to hide your private parts when you are moving from dressing room to bathing area and back again.

Put your clothes in a locker.



2. Before getting in the bath

Please wash your body in the washing area before getting into the bath.

Please be careful not to splash hot water around you.

Clean the bathing stool and bucket after you are done using them, and return them to their original position.

Pour warm water over your body using a bucket starting with your wrists and ankles, then arms, legs, lower back and shoulders. This is called 'Kakeyu'.

'Kakeyu' prevents the sudden rise of blood pressure, and helps you get used to the temperature of water.


Enter the bath slowly, soak up to the pit of your stomach first.

3. After bathing

Wipe down your body lightly with your towel before going back to the dressing room.

Relax and drink lots of water to stay hydrated after bathing.

Be sure to stay warm after the bath.



Things not to do at the Onsen

- Do not run or swim in the bath.
- Do not wash your body in the bath. Wash your body in the washing area.
- Do not soak your towel or hair in the bath.
- Do not speak too loudly.
- Avoid taking a bath right after dining or drinking alcohol.
- Swimsuits are not allowed.

June 14 (Wed)			
Time	Event	Place	Attendant
7:30am	Breakfast @2F banquet room	Tsuruya	
8:50am	Gather at the hotel lobby	Tsuruya	K. Matsuura Y. Matsuura K. Takabatake T. Yamagishi K. Kurokawa M. Nishiura F. Kono
9:00am	Leave the hotel by bus.	Tsurya	
10:00am	Arrive at Takefu factory	Takefu Tactory	
10:00am- 11:30am	Takefu factory tour	Takefu Facotry	

Takefu Factory

Dedicated to machine assembly, including spindle assembly room, inspection room, and spare parts warehouse for after-sales service.

The factory has no window and designed as temperature-controlled rooms so this is the best environment for manufacturing.

In this factory, mainly small or medium sized machines are assembled.



Spindle Assembly Room



Inspection Room



MX-330



MX-520



MAM72-35V



H.Plus-300

June 14 (Wed)			
Time	Event	Place	Attend
11:30am	Leave Takefu factory and go for lunch		K. Matsuura Y. Matsuura T. Yamagishi K. Kurokawa M. Nishiura F. Kono
12:00pm-1:30pm	Lunch @Korean BBQ restaurant	Sankichi	
1:30pm-2:00pm	Move to Takefu Knife Village		
2:00pm-2:50pm	Visit Takefu Knife Village	Takefu Knife Village	
2:50pm-5:40pm	Head to Kyoto		
5:40pm	Check in the hotel in Kyoto	Kyoto Tokyu Hotel	
6:40pm	Gather at the hotel lobby and leave the hotel by bus	Kyoto Tokyu Hotel	
7:00pm	Dinner @ Tsuruse	Tsuruse	

Lunch @ Korean BBQ restaurant 'Sankichi'

Enjoy fresh and high-quality Japanese beef (Wagyu) at Korean style BBQ!



Takefu Knife Village

Located in Echizen (Takefu) city, Fukui prefecture Japan.

Echizen city is one of the most remarkable places on the knifemaking map of Japan and there are many knife makers in this city. Takefu Knife Village is a cooperative association, consists of 13 knife companies.

More than 40 craftsmen work together to create great knives. 17 out of 40 craftsmen are certified as the traditional craftsmen.

Enjoy museum & factory tour, and shopping of Echizen Uchihamono (kitchen knives)!



Museum



Factory



Shopping

Hotel: Kyoto Tokyu Hotel

Located approx. 5 minutes by car from Kyoto station. A world heritage and the head temple of the Jodo Shinryu Nishi Honganji temple is located within a walk distance.



Dinner: TSURUSE

Tsuruse stands by the Gojo-ohashi bridge, with its glorious castle casting a shadow in the clear stream of the Kamo River. They still offer a ritzy history with their three-storied wooden structure and all-cypress used construction.

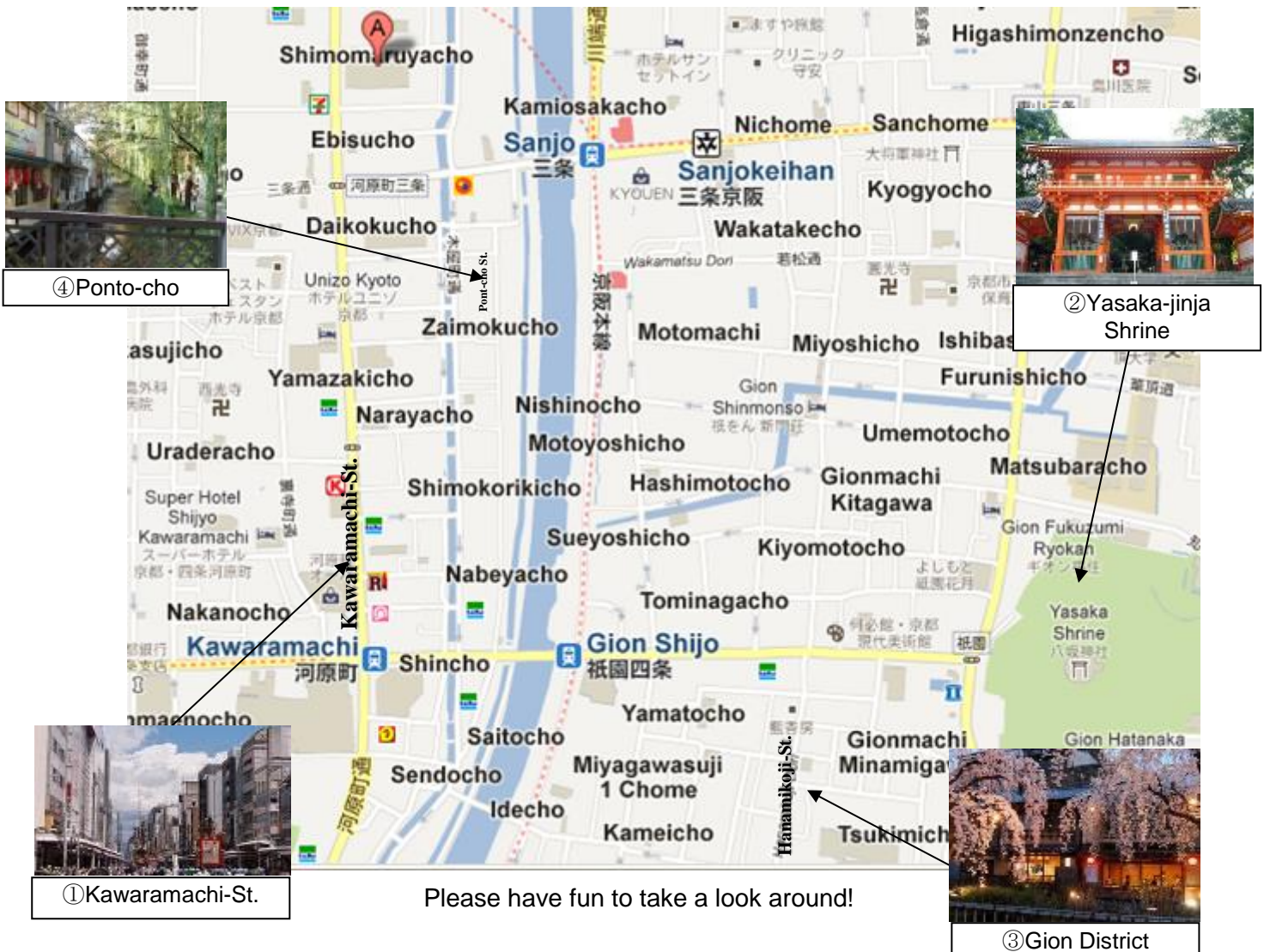
Tsuruse represents the atmospheric Kyoto, with its tranquil atmosphere offering spectacular view of gentle ranges of Higashiyama across Kamo River.

Enjoy traditional Japanese cuisine and performances by Maiko and Geisha!



NOTE: No strict dress code, however, please avoid overly casual clothing such as sandals, shorts, cap, etc. Also, please refrain from wearing strong perfumes.

Surrounding Map



① Kawaramachi Street

Kawaramachi Street is now a main street of Kyoto. You can enjoy shopping at department store or shops.



② Yasaka-jinja Shrine

One of the sponsors of the Gion Festival, the Yasaka Shrine is beloved by locals. It attracts many visitors throughout the year, especially during the Gion Festival in July, but also on New Year's Eve, as well as during the spring (for cherry blossom viewing) and autumn (for fall colors).



③Gion District

You can catch a sight of maiko and geiko walking through the elegant streets of Gion, one of the big downtown districts in Kyoto originally developed in the Middle Ages.



④Ponto-cho

This street was named from the English word "point" and the Portuguese word "ponta" (point). In contrast to the hustle and bustle of Kawaramachi, the narrow end of this street, which has a quiet atmosphere, is lined with old ryotei (restaurants) and chaya (geisha houses).



June 15 (Thu)			
Time	Event	Place	Attendant
6:30am-	Breakfast @ B1F 'Kazahana'	Kyoto Tokyu Hotel	K. Matsuura Y. Matsuura T. Yamagishi K. Kurokawa F. Kono
8:50am	Gather at the hotel lobby	Kyoto Tokyu Hotel	
9:00am	Leave the hotel by bus	Kyoto Tokyu Hotel	
9:15am-10:15am	Visit Nijo-jo Castle	Kyoto	
10:15am-10:35am	Leave Nijo-jo and go to Kinkakuji temple	Kyoto	
10:35am-11:15am	Visit Kinkakuji Temple	Kyoto	
11:15am-11:35am	Leave Kinkakuji Temple and go for lunch	Kyoto	
11:35am-1:30pm	Lunch @ Shabu-Shabu restaurant	Tajimaya Kyoto	

Sightseeing: Nijo-jo (Nijo Castle)

Known as the Kyoto residence of the famous leader Tokugawa Ieyasu (the first shogun of the Edo Period), Nijō Castle is a stronghold that represents the prestige and power of the mighty leader known as the unifier of Japan. Construction on the castle was begun in 1601 and finished 25 years later by Ieyasu's grandson Iemitsu. In 1939, the castle was donated to the city of Kyoto and was officially opened to the public. Enjoy exploring and learning about Ieyasu's dramatic and interesting life - no one said history had to be boring! With hundreds of varieties of flora as well, Nijō-jō is also a great place to view some of Japan's treasured seasonal beauty.



Sightseeing: Kinkakuji Temple

Temple of the Golden Pavilion, also known as Rokuon-ji (Deer Garden Temple), is a Zen Buddhist temple in Kyoto, Japan. The garden complex is an excellent example of Muromachi period garden design. It is designated as a National Special Historic Site and a National Special Landscape, and it is one of 17 locations comprising the Historic Monuments of Ancient Kyoto World Heritage Site.



Lunch: Shabu-Shabu restaurant 'Tajimaya'

Enjoy Shabu-Shabu Shabu-Shabu (Japanese hotpot dish) with two types of soup stock!



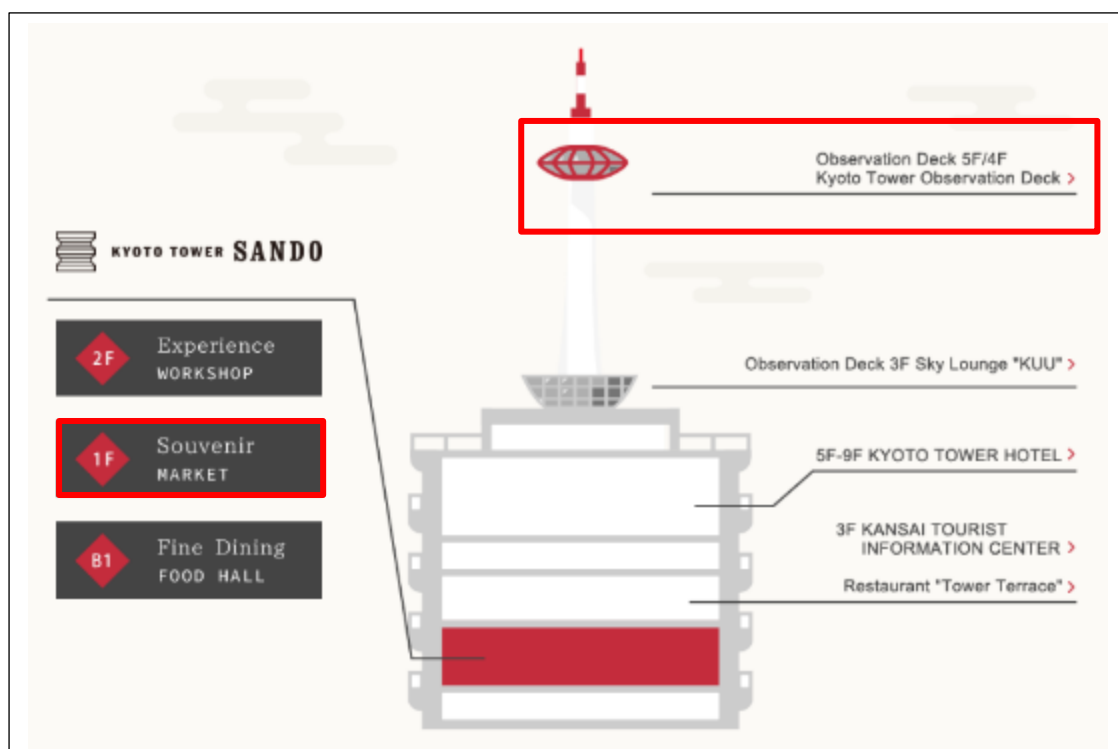
June 15 (Thu)			
Time	Event	Place	Attendant
1:30pm-1:40pm	Leave the restaurant and go to Kyoto Tower	Kyoto	K. Matsuura Y. Matsuura T.Yamagishi K. Kurokawa F. Kono
1:40pm-2:10pm	Visit Kyoto Tower	Kyoto Tower	
2:10pm-2:20pm	Leave Kyoto Tower and go to Sanjyusangendo Temple	Kyoto	
2:20pm-2:50pm	Visit Sanjyusangendo Temple	Sanjyusangendo	
2:50pm-4:00pm	Leave Sanjyusangendo Temple and head to Osaka	Kyoto – Osaka	

Sightseeing: Kyoto Tower

Kyoto tower is an observation tower located in Kyoto. Standing 131 meters tall just across from Kyoto station. The steel tower is the tallest structure in Kyoto and a rare modern iconic landmark in the city famous for its ancient temples and shrines. The tower was completed in 1964, the same year as the opening of the Shinkansen (bullet train) and the Tokyo Olympics.

An observation deck is located at 100 meters (328ft) above ground and affords a 360 degree view of Kyoto and as far as Osaka on clear days.

The 800-ton tower stands atop a 9-story building, which houses a 3-star hotel and several stores.



Sightseeing: Sanjusangendo Temple

A temple built by the famous warlord Taira no Kiyomori for Emperor Go-Shirakawa in 1164, Sanjūsangen-dō is primarily famous for its 1,001 statues of Kannon, the goddess of compassion in her thousand-armed incarnation, lined up along the entire length of the thirty-three ken (unit of measurement) hall from which the temple gets its moniker. The temple complex used to be larger until a fire decimated it and only the main hall was rebuilt, but visitors are more than satisfied with the impressive contents of the long wooden structure. Not only is the hall filled with the golden faces of a thousand Kannon statues, but another 28 sculptures of Buddhist guardian deities are also featured in the front row. The hall itself shows its age in the many arrow notches that can be found in the wood on the edge of the building, marks of the Tōshiya archery competition once held at the temple hundreds of years ago.



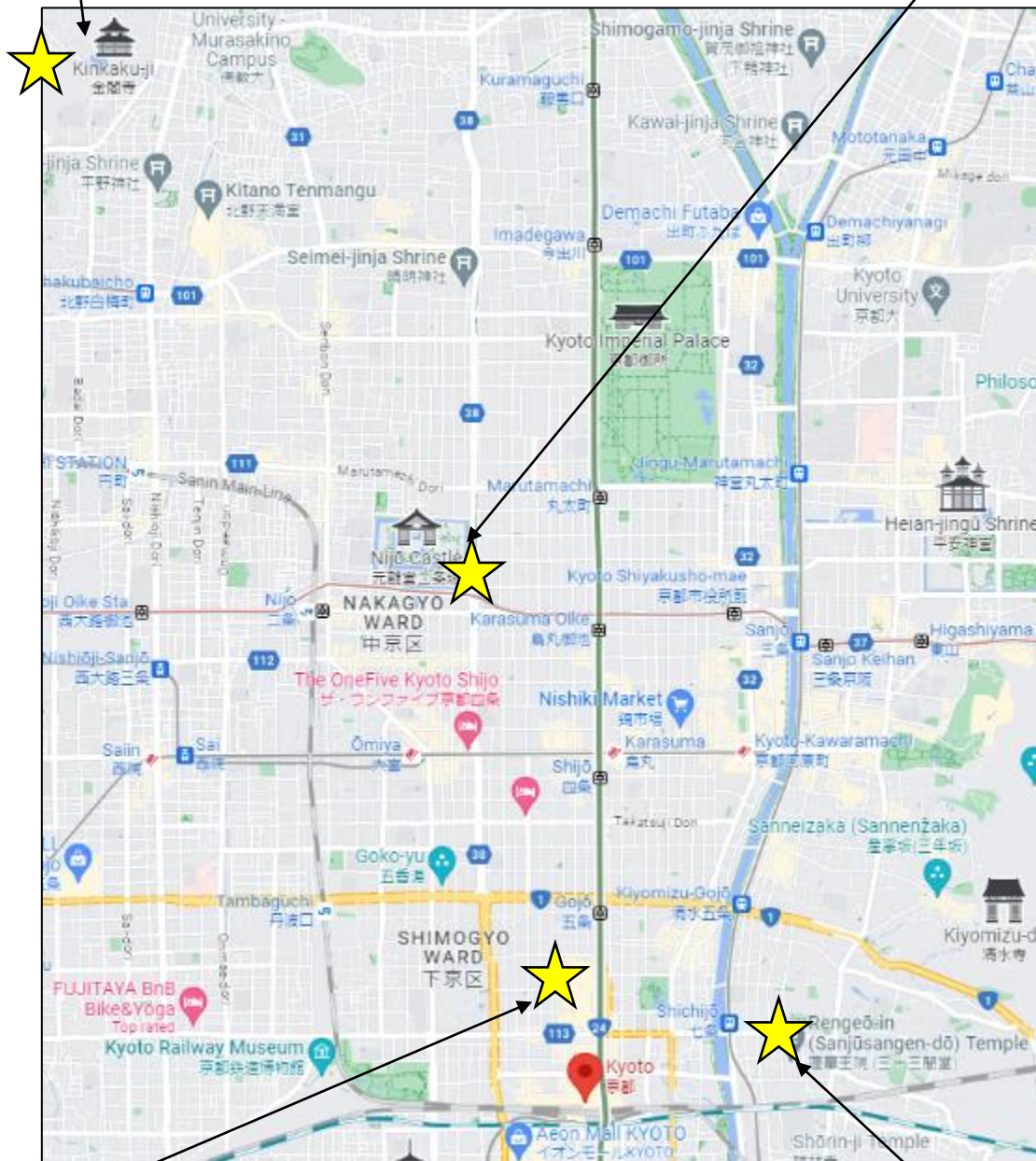
MAP




Kinkaku-ji Temple



Nijo Castle



Kyoto Tower




Sanjusangendo

June 15 (Thu)			
Time	Event	Place	Attend
4:00pm	Check in the hotel in Osaka	Hotel Nikko Osaka	K. Matsuura Y. Matsuura
4:00pm-7:00pm	Free time	Hotel Nikko Osaka	T.Yamagishi K.Kurokawa
7:00pm	Dinner @banquet room 'Hakucho'	Hotel Nikko Osaka	F. Kono

Hotel: Hotel Nikko Osaka

Centrally located in Osaka's Minami area, where is the perfect area for shopping in Osaka. Easy access to the Osaka Itami Airport and Kansai International Airport. Guest rooms are located between floors 10 and 30. On the upper floors, guests can enjoy the view of Mt. Ikoma (east side) as well as Osaka Bay and Kobe (west side).



Dinner: @banquet room 'Hakucho' in Hotel Nikko Osaka

Enjoy a new kind of French cuisine prepared using ingredients from various regions of Japan.



June 16 (Fri)			
Time	Event	Place	Attendant
7:00am -	Breakfast @2F 'Serena'	Hotel Nikko Osaka	
TBA	Check out the hotel by noon and head back home. *MML group can stay in the hotel until 5:00pm. *MEG group stay one more night and check out the hotel on June 17 (Sat).	Hotel Nikko Osaka	T. Yamagishi F. Kono

Please feel free to ask us about transportation arrangements to the airport on your way back!

Attendees list

(Alphabetical order by company name, excepting Matsuura Group Companies and MMU dealer)

Name	Company name	PH Number	Departure
From USA			
Mr. Kody Rosen	Noble-X, Inc.	-	From Kansai Airport at 12:30 on Friday June 16 (Flight DL7684)
Mr. Brian Degrote	Ultra Machining Company, Inc.	-	
Mr. Brett Carlson	Productivity Inc.	-	
Mr. Andrew Templin	Matsuura Machinery USA	+1(0)224 545 0488	
From Canada			
Mr. John Perry	LMI Technologies Inc.	-	From Itami Airport at 14:00 on Friday, June 16 (Flight ANA2178)
Mrs. Cherie Perry	LMI Technologies Inc.	-	
Mr. Jaimin Patel	Mold-Masters	-	
Mr. Sebastien Gagnon	NSE Automatech	-	
Mr. Normand Johnson	Precision Service	-	
Mr. Chris Cumming	Robadair Ltd.	-	
Mr. Frank Bolieiro	Elliott Matsuura Canada Inc.	+1 (0)905 815 7442	
From UK			
Mr. Ashley Mizen	Multax Ltd	-	From Kansai Airport at 23:45 on Friday June 16 (Flight EK317)
Mr. David Marfell	Quality Engineered Products Ltd	-	
Mr. Harry Cuadrado	Xcel Aerospace Limited	-	
Mr. Mark Cumberland	Matsuura Machinery Ltd	+44 (0)7831 280 978	
From Germany			
Mr. Karl Jochen Schwarz	ALCUTEC GmbH & Co. KG	-	From Kansai Airport at 21:50 on Saturday June 17 (Flight LH743)
Mr. Dieter Bruno Vonhausen	ALCUTEC GmbH & Co. KG	-	
Mr. Thomas Weber	PLASCHKA Maschinen- und Vorrichtungsbau GmbH & Co. KG	-	
Mr. Patrik Furiš	PLASCHKA Maschinen- und Vorrichtungsbau GmbH & Co. KG	-	
Mr. Günter Brunn	Matsuura Europe GmbH	+49(0)1726 891 223	

Emergency Contact

Matsuura Machinery Corporation	+81(0)776 56 8106
Toshihiro Yamagishi	Mobile: +81 (0)80 8995 0160
Koji Kurokawa	Mobile: +81(0)90 7749 4256
Fumio Kono	Mobile: +81 (0)80 6363 8100

Note

[illegible]

